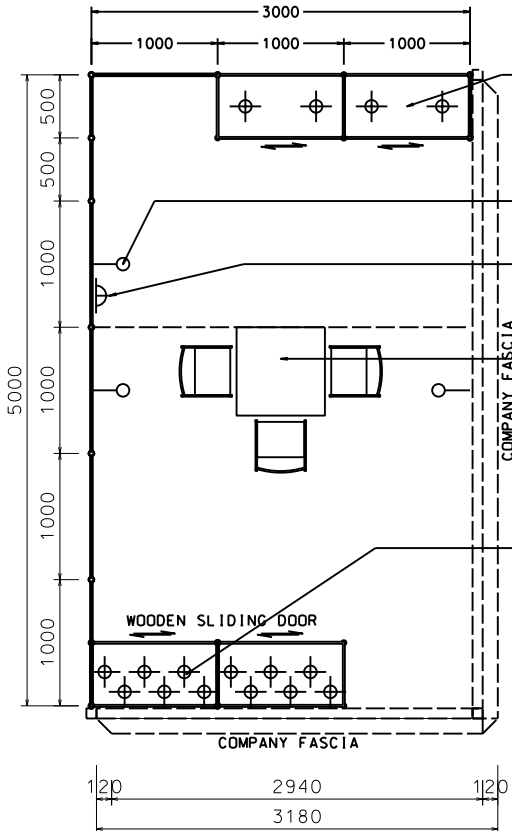


Hong Kong Watch & Clock Fair

香港鐘表展

3M x 5M Deluxe Corner Booth

三米乘五米高級角位攤位



1000W x 500D x 2500H TALL SHOWCASE IN WHITE W/ 2 X 50W HALOGEN DOWNLIGHT W/ LOCKABLE CABINET UNDERNEATH

LONG ARMED SPOTLIGHT (300MM) 23 WATT ENERGY SAVING LAMP (YELLOW LIGHT)

SQUARE PIN POWER SOCKET

700 x 700 x 750H MEETING TABLE W/ 3 CHAIRS


1000W x 500D x 2500H TALL SHOWCASE IN BLACK W/ 6 X 50W EYEBALL DOWNLIGHT

WOODEN SLIDING DOOR

COMPANY FASCIA

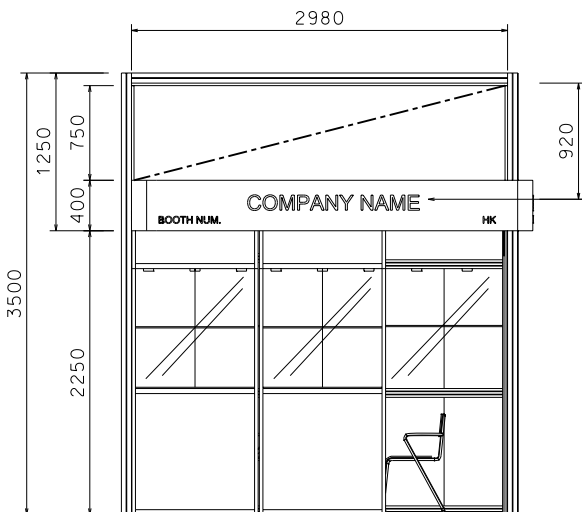
COMPANY FASCIA

PLASTIC ROD



PERSPECTIVE

PLAN



WOODEN W/ PU FIN. (PANTONE 234c)

ELEVATION

BOOTH SPECIFICATIONS		QTY.
	1000W x 500D x 2500H TALL SHOWCASE IN BLACK W/ 6 X 50W EYEBALL DOWNLIGHT	2
	1000W x 500D x 2500H TALL SHOWCASE IN WHITE W/ 2 X 50W HALOGEN DOWNLIGHT	2
	LONG ARMED SPOTLIGHT (300MM) 23 WATT ENERGY SAVING LAMP (YELLOW LIGHT)	3
	SQUARE PIN POWER SOCKET (500W)	1
	700W x 700D x 750H MEETING TABLE	1
	BLACK LEATHER CHAIR	3
	CEILING BEAM	3M
	RUBBISH BIN & CARPET (15sqm.)	