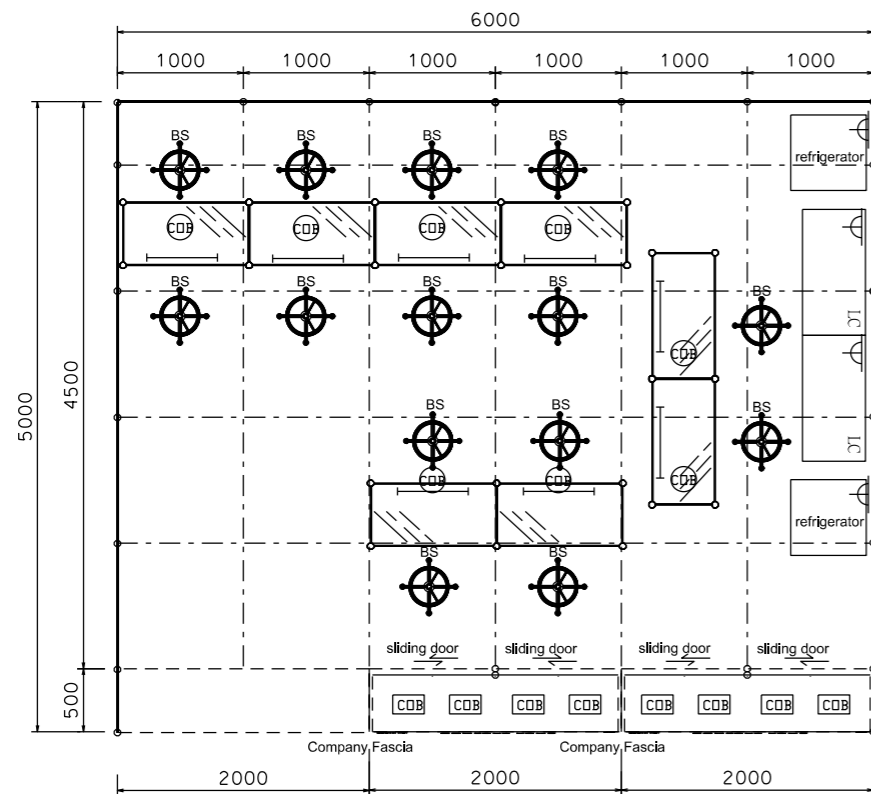
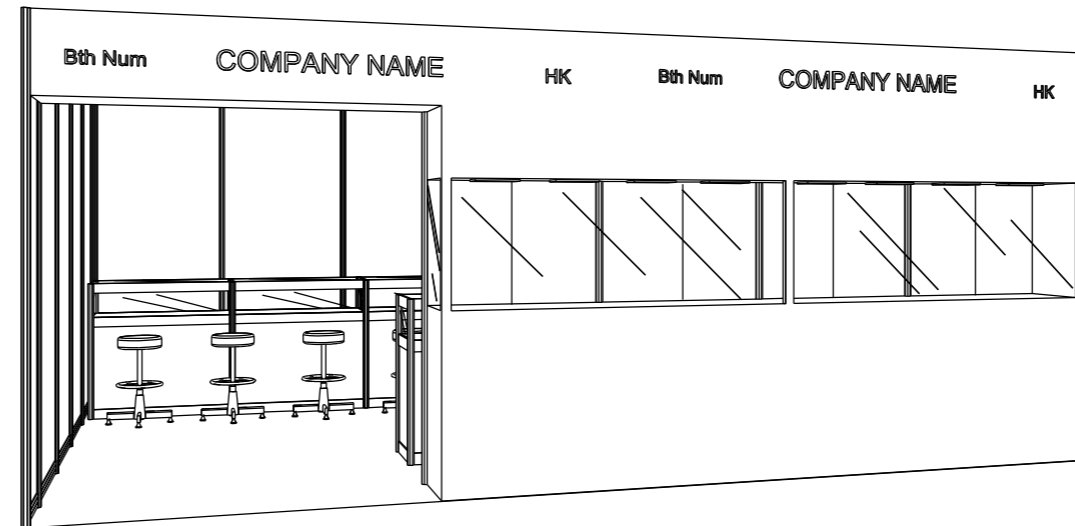


Premium Booth 6mW x 5mD One side open

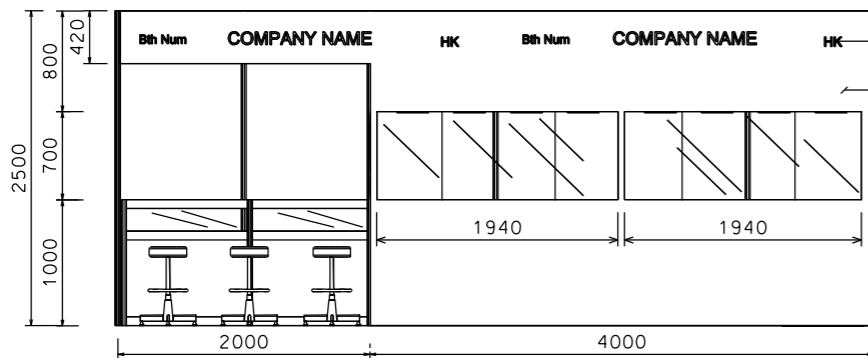
WJ-B-30W
6mW x 5mD x 2.5mH



PLAN



PERSPECTIVE N.T.S



letter : sticker black color
grey sticker

FRONT ELEVATION

BOOTH SPECIFICATION		QTY
	Front tall showcase with 4 x 50W COB LIGHT (white light) (2mW x 0.5mD x 2.5mH)	2
	Table showcase counter with build-in LED T5 tube (1mL x 0.5mD x 1mH)	8
	Lockable cabinet (1mL x 0.5mD x 0.75mH)	2
	Bar stool	14
	Ceiling grid (1m x 1m)	27
	Refrigerator	2
	50W COB LIGHT (fixed in the center of ceiling grid)	8
	500w Square pin power socket	2
	(24hrs) 500w Square pin power socket for refrigerator	2

FILE PATH - \$FILES\$



NOTES UNLESS OTHERWISE SPECIFIED ALL DIMENSIONS ARE IN MM.

.....
.....
.....

REVISION
09-04-2009
12-05-2009
20-05-2009
12-06-2009
10-06-2013
27-05-2015
26-08-2016
08-12-2016
03-05-2019
06-01-2022

DATE: 03-05-2019
SCALE: 1 : 60 (A3)
DRAWN BY: ..
CHECKED BY:

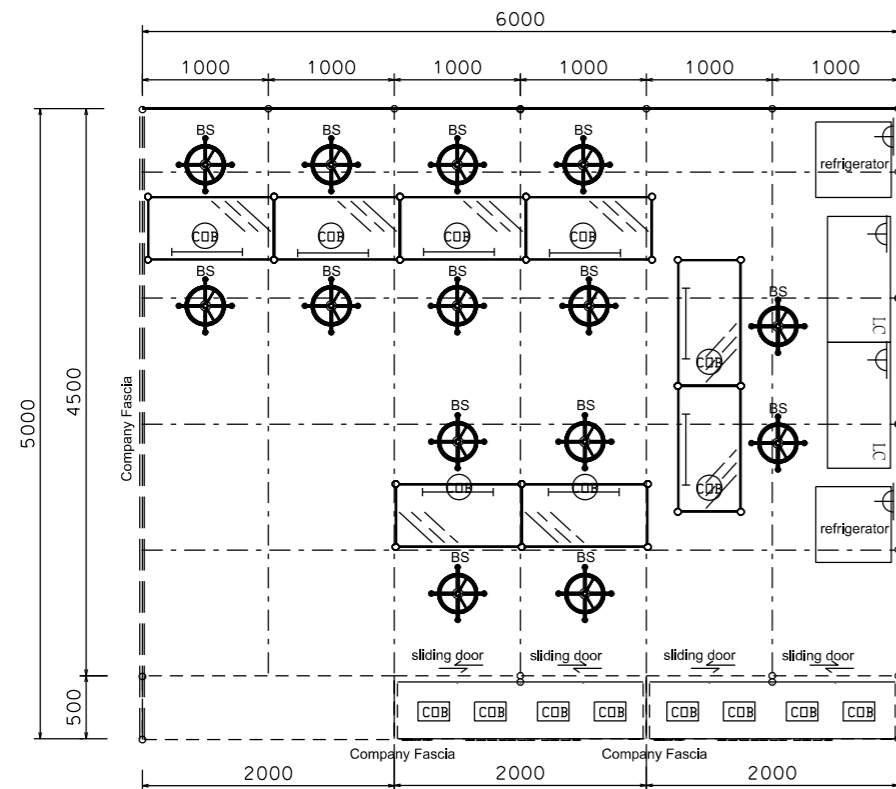
TITLE
Premium Booth
WJ-B-30W

PROJECT
PREMIUM BOOTH
6mX5m
DATE: XXXXXXXX

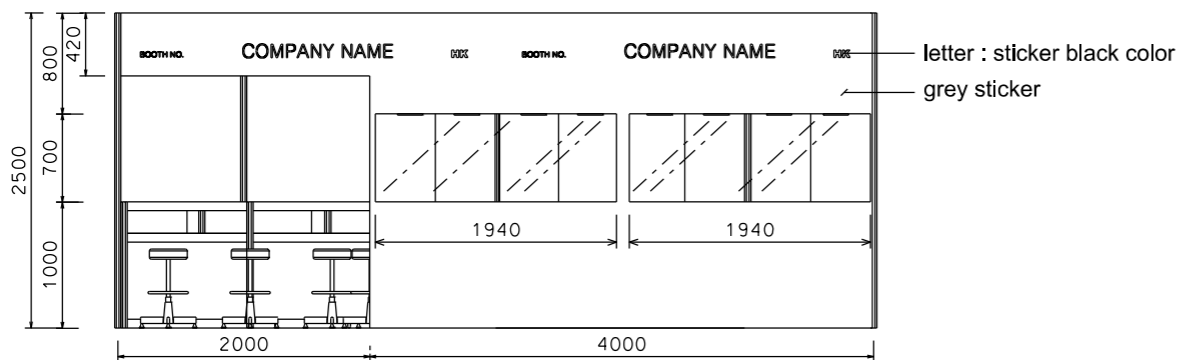
SHEET
WJ-B07

Premium Booth 6mW x 5mD Left Corner Booth

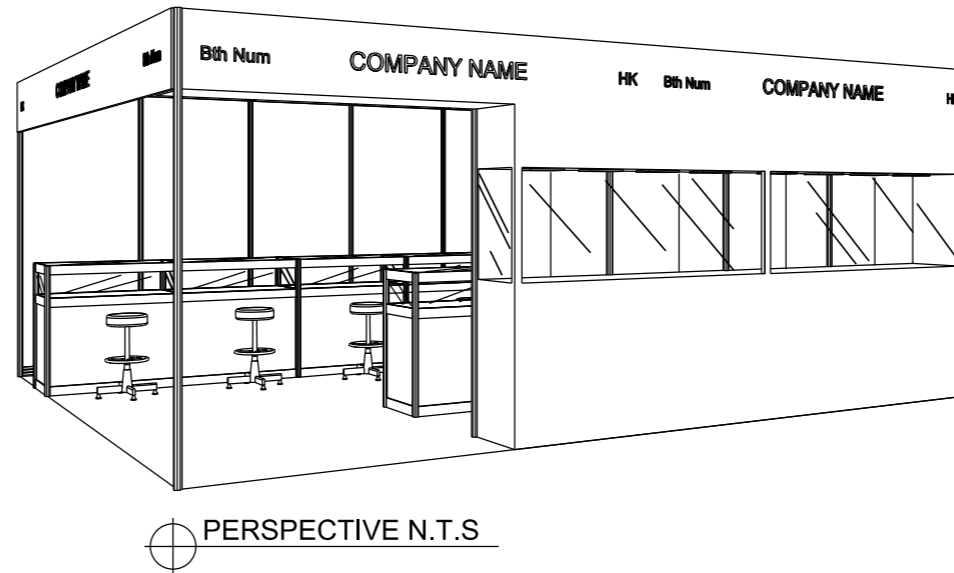
WJ-B-30W-L_CNR
6mW x 5mD x 2.5mH



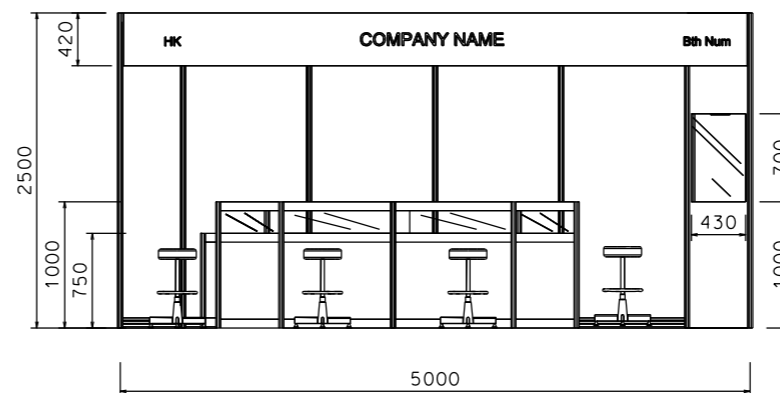
PLAN



FRONT ELEVATION



PERSPECTIVE N.T.S



LEFT ELEVATION

BOOTH SPECIFICATION		QTY
	Front tall showcase with 4 x 50W COB LIGHT (white light) (2mW x 0.5mD x 2.5mH)	2
	Table showcase counter with build-in LED T5 tube (1mL x 0.5mD x 1mH)	8
	Lockable cabinet (1mL x 0.5mD x 0.75mH)	2
	Bar stool	14
	Ceiling grid (1m x 1m)	27
	Refrigerator	2
	50W COB LIGHT (fixed in the center of ceiling grid)	8
	500w Square pin power socket	2
	(24hrs) 500w Square pin power socket for refrigerator	2

FILE PATH - \$FILES\$



NOTES UNLESS OTHERWISE SPECIFIED ALL DIMENSIONS ARE IN MM.

.....
.....
.....

REVISION
09-04-2009
12-05-2009
20-05-2009
12-06-2009
10-06-2013
27-05-2015
26-08-2016
08-12-2016
03-05-2019
06-01-2022

DATE:	03-05-2019
SCALE:	1 : 60 (A3)
DRAWN BY:	..
CHECKED BY:

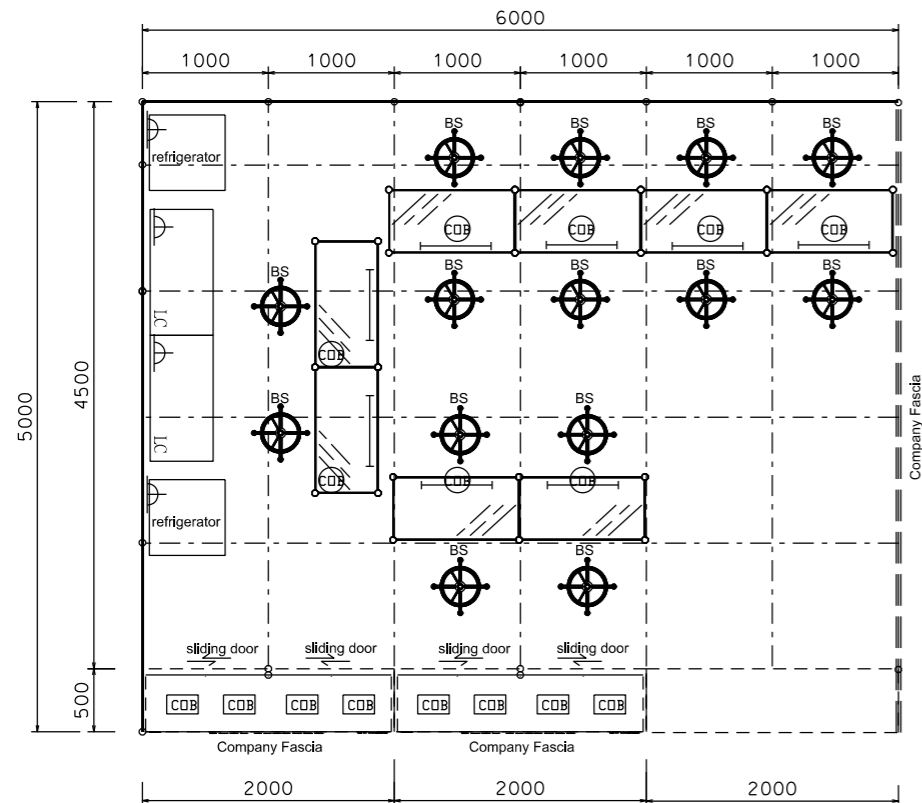
TITLE
Premium Booth
WJ-B-30W
LEFT CORNER

PROJECT
PREMIUM BOOTH
6mX5m
Corner Left
DATE: XXXXXXXX

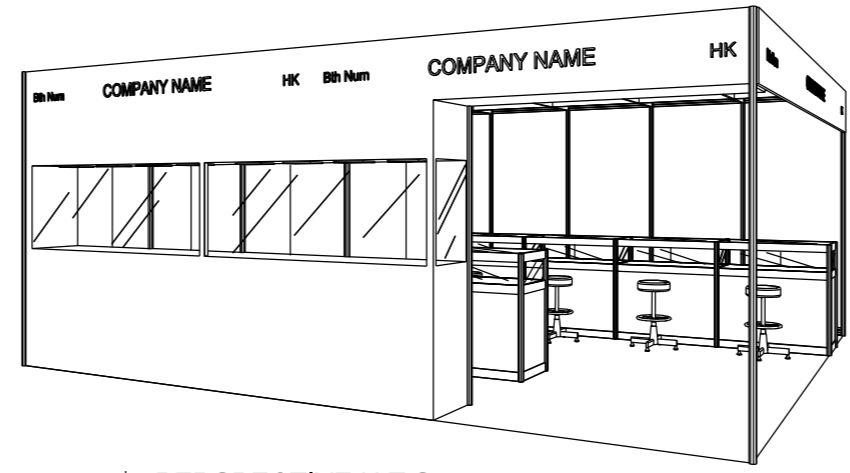
SHEET
WJ-B07a

Premium Booth 6mW x 5mD Right Corner Booth

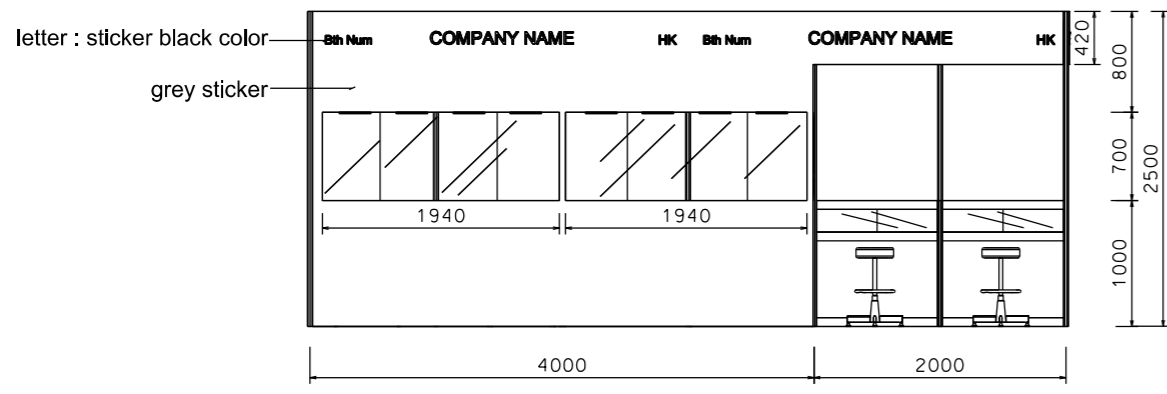
WJ-B-30W-R_CNR
6mW x 5mD x 2.5mH



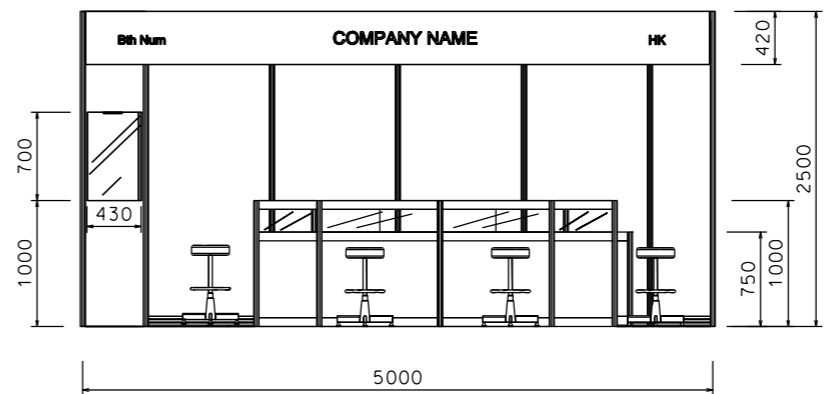
PLAN



PERSPECTIVE N.T.S



FRONT ELEVATION



RIGHT ELEVATION

BOOTH SPECIFICATION		QTY
	Front tall showcase with 4 x 50W COB LIGHT (white light) (2mW x 0.5mD x 2.5mH)	2
	Table showcase counter with build-in LED T5 tube (1mL x 0.5mD x 1mH)	8
	Lockable cabinet (1mL x 0.5mD x 0.75mH)	2
	Bar stool	14
	Ceiling grid (1m x 1m)	27
	Refrigerator	2
	50W COB LIGHT (fixed in the center of ceiling grid)	8
	500w Square pin power socket	2
	(24hrs) 500w Square pin power socket for refrigerator	2

FILE PATH - \$FILES\$



NOTES UNLESS OTHERWISE SPECIFIED ALL DIMENSIONS ARE IN MM.

.....

.....

.....

REVISION
09-04-2009
12-05-2009
20-05-2009
12-06-2009
10-06-2013
27-05-2015
26-08-2016
08-12-2016
03-05-2019
06-01-2022

DATE:	03-05-2019
SCALE:	1 : 60 (A3)
DRAWN BY:	..
CHECKED BY:

TITLE

Premium Booth
WJ-B-30W
RIGHT CORNER

PROJECT

PREMIUM BOOTH
6mX5m
Corner Right

DATE: XXXXXXXX

SHEET

WJ-B07b