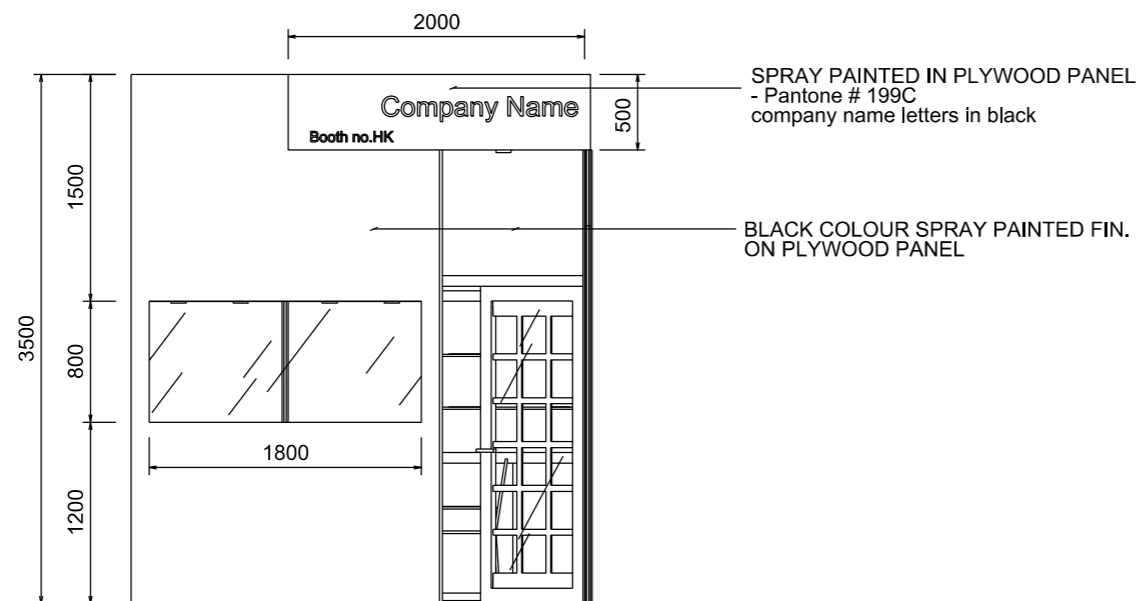


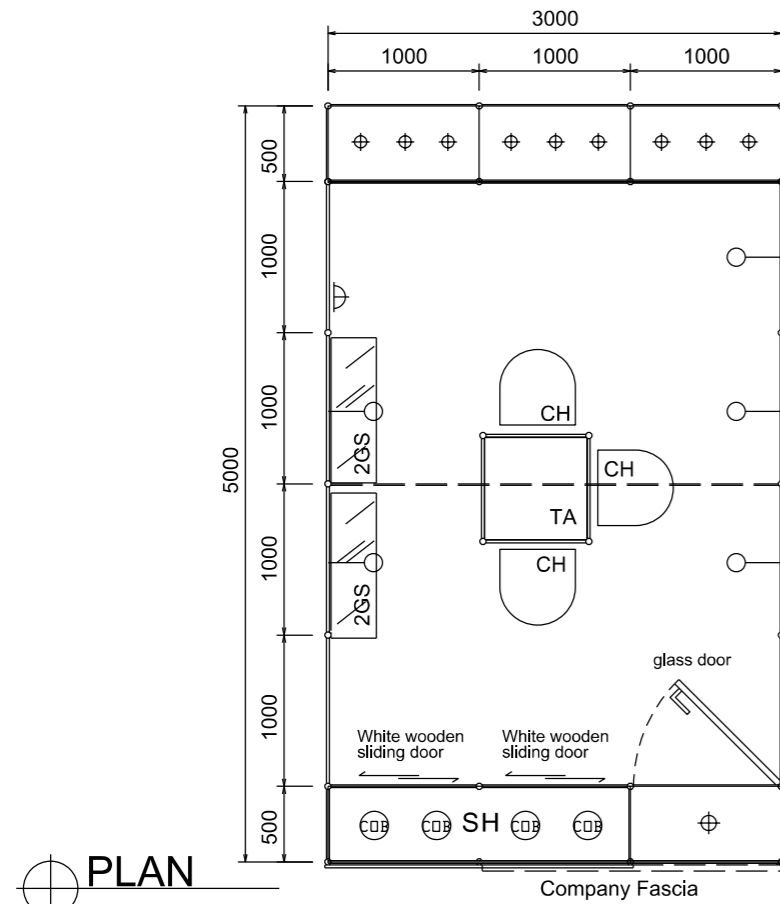


Premium Booth 3mW x 5mD One side open

WJ-C-15 - 3mW x 5mD x 3.5mH



BOOTH SPECIFICATION		QTY
	Tall showcase with 3 x 7W LED downlight & 2 layer glass shelves & glass door, cabinet underneath (1mW x 2.5mH x 0.5mD)	3
	Front tall showcase with 4 x 50W COB LIGHT (white light) (2mW x 0.5mD x 0.8mH)	1
	Glass shelf (flat) (1mL x 0.3mD)	4
	Glass swing door (1mL x 2mH)	1
	Square meeting table (0.7m X 0.7m x 0.75mH)	1
	Black leather chair	3
	Longarmed spotlight w/. 13W LED lamp (yellow)	5
	7W LED downlight	1
	500w Square pin power socket	1

FILE PATH - \$FILES\$



NOTES UNLESS OTHERWISE SPECIFIED ALL DIMENSIONS ARE IN MM.

.....

REVISION
 21-05-2009 .
 10-06-2009
 25-01-2010
 27-05-2015
 06-05-2019
 31-12-2021

DATE: 06-05-2019
 SCALE: 1 : 50 (A3)
 DRAWN BY: ..
 CHECKED BY:

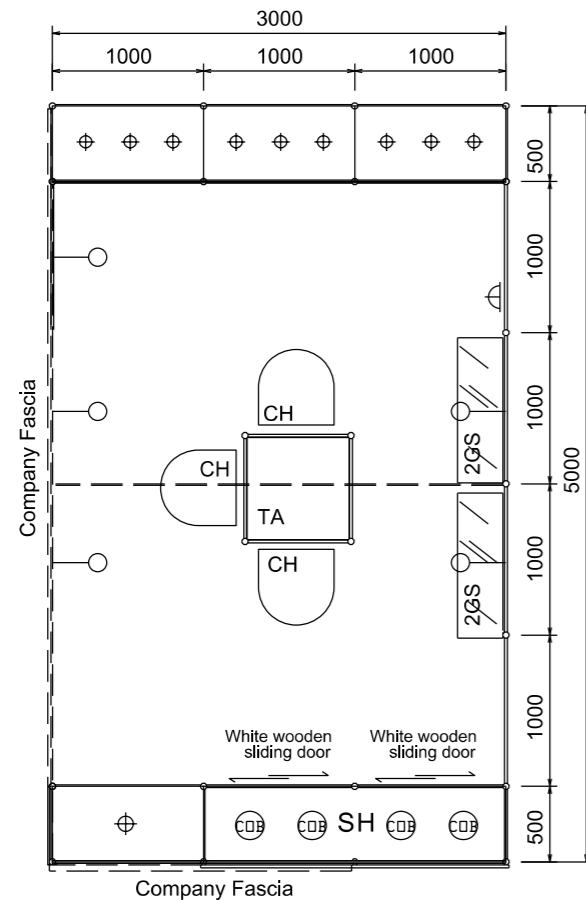
TITLE
 Premium Booth
 WJ-C-15

PROJECT
 PREMIUM BOOTH
 3m x 5m
 DATE: XXXXXXXX

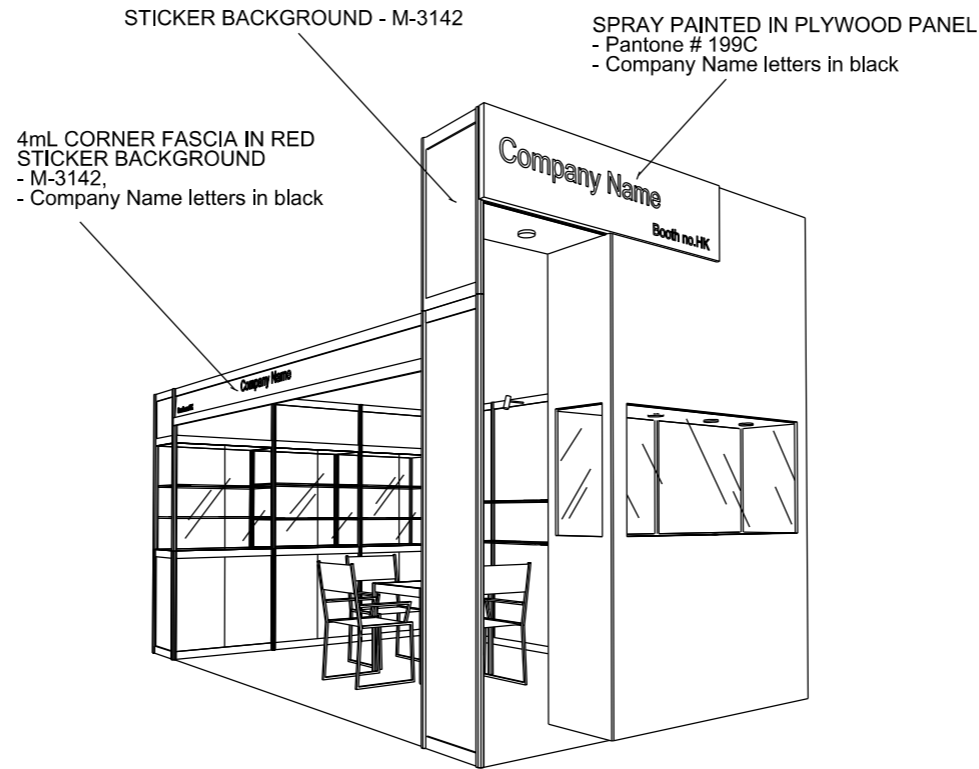
SHEET
 WJ-C-03

Premium Booth 3mW x 5mD Left Corner Booth


WJ-C-15-L_Cnr - 3mW x 5mD x 3.5mH



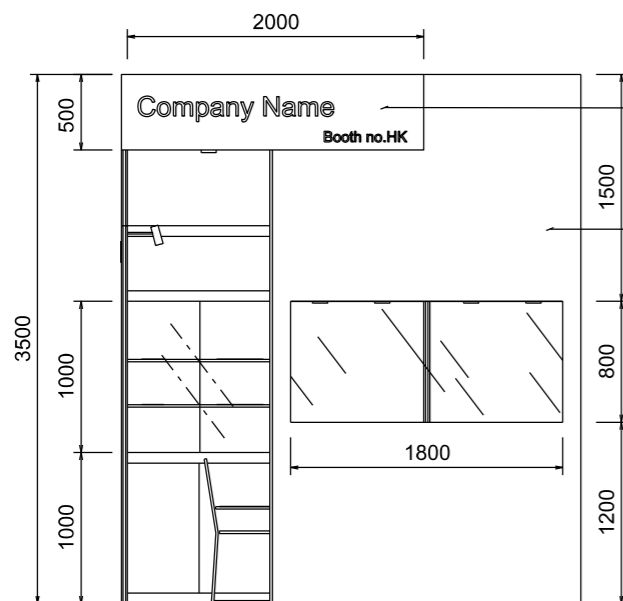
PLAN



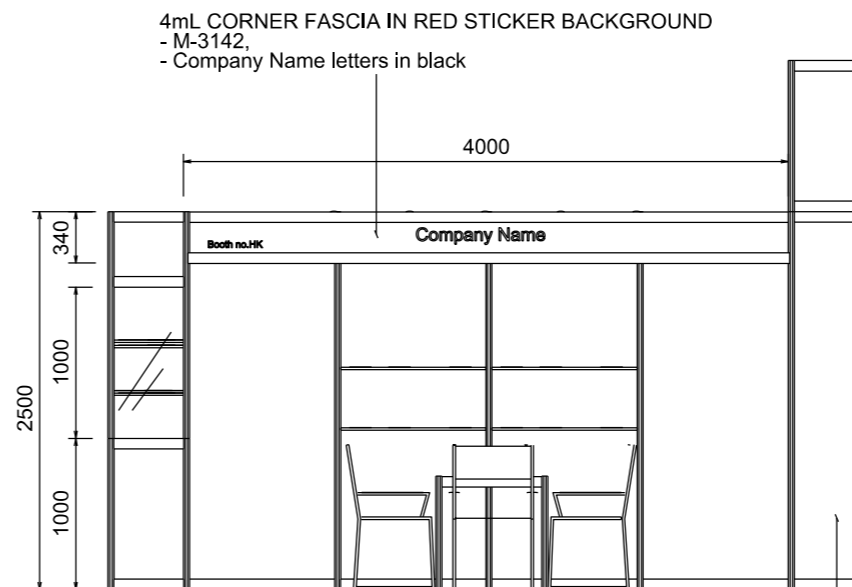
PERSPECTIVE N.T.S.



COLOUR PERSPECTIVE N.T.S.



FRONT ELEVATION



LEFT ELEVATION

BOOTH SPECIFICATION		QTY
	Tall showcase with 3 x 7W LED downlight & 2 layer glass shelves & glass door, cabinet underneath (1mW x 2.5mH x 0.5mD)	3
	Front tall showcase with 4 x 50W COB LIGHT (white light) (2mW x 0.5mD x 0.8mH)	1
	Glass shelf (flat) (1mL x 0.3mD)	4
	Square meeting table (0.7m X 0.7m x 0.75mH)	1
	Black leather chair	3
	Longarmed spotlight w/. 13W LED lamp (yellow)	5
	7W LED downlight	1
	500w Square pin power socket	1

FILE PATH - \$FILEL\$



NOTES UNLESS OTHERWISE SPECIFIED ALL DIMENSIONS ARE IN MM.

.....
.....
.....

.....
.....
.....

REVISION
10-06-2009 .
23-07-2009
23-01-2010
27-05-2015
06-05-2019
31-12-2021

DATE: 06-05-2019
SCALE: 1 : 50 (A3)
DRAWN BY: ..
CHECKED BY:

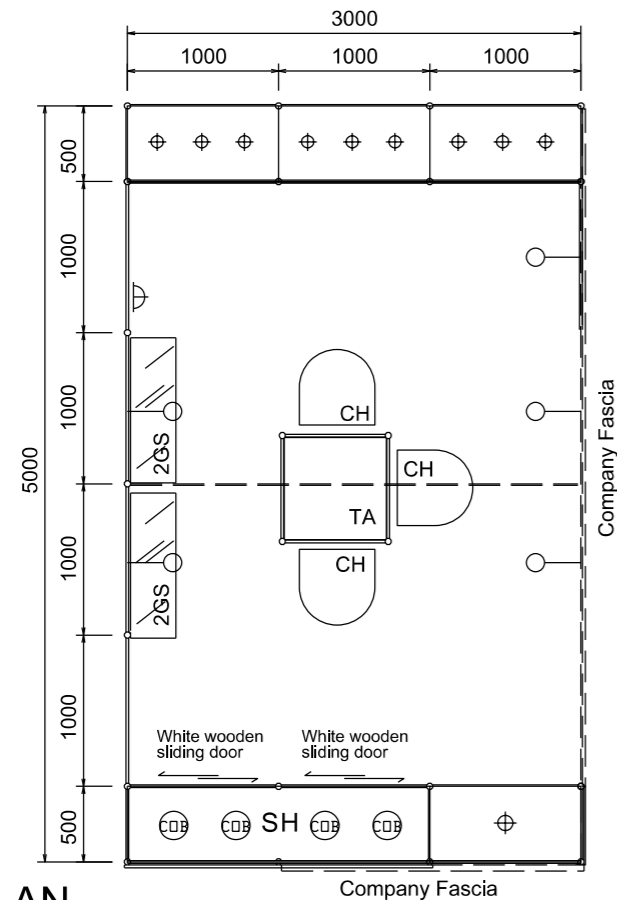
TITLE
Premium Booth
WJ-C-15
L Corner

PROJECT
PREMIUM BOOTH
3m x 5m
L-corner
DATE: XXXXXXXX

SHEET
WJ-C03b

Premium Booth 3mW x 5mD Right Corner Booth

WJ-C-15-R_Cnr - 3mW x 5mD x 3.5mH




PLAN

SPRAY PAINTED IN PLYWOOD PANEL
- Pantone # 199C
- Company Name letters in black

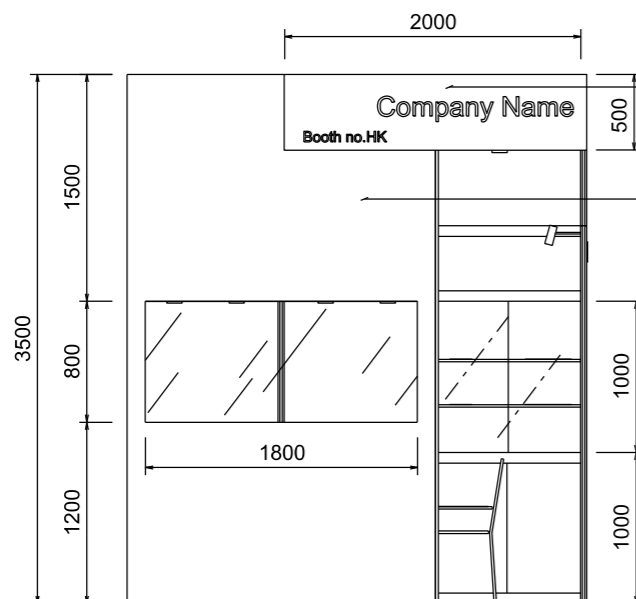
STICKER BACKGROUND - M-3142



PERSPECTIVE N.T.S.



COLOUR PERSPECTIVE N.T.S.



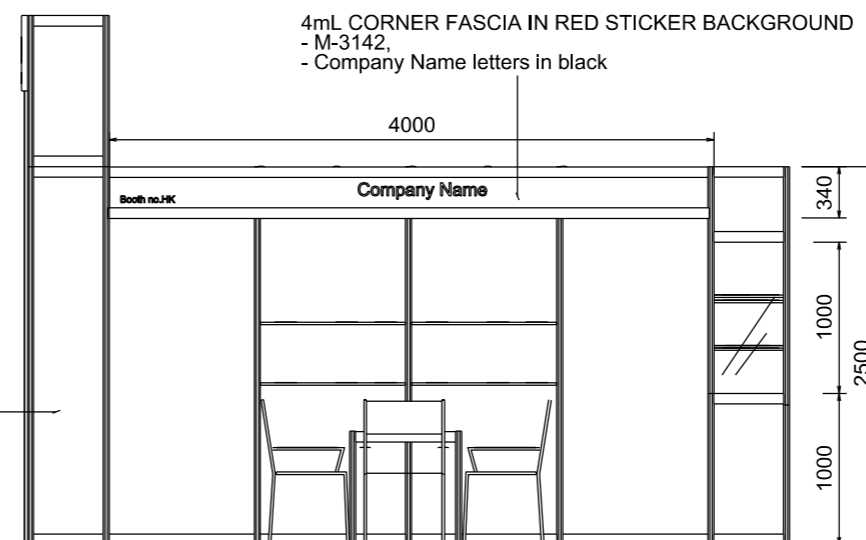
FRONT ELEVATION

SPRAY PAINTED IN PLYWOOD PANEL
- Pantone # 199C
- Company Name letters in black

BLACK COLOUR SPRAY PAINTED FIN.
ON PLYWOOD PANEL

STICKER BACKGROUND - M-3142

4mL CORNER FASCIA IN RED STICKER BACKGROUND
- M-3142,
- Company Name letters in black



RIGHT ELEVATION

BOOTH SPECIFICATION		QTY
	Tall showcase with 3 x 7W LED downlight & 2 layer glass shelves & glass door, cabinet underneath (1mW x 2.5mH x 0.5mD)	3
	Front tall showcase with 4 x 50W COB LIGHT (white light) (2mW x 0.5mD x 0.8mH)	1
	Glass shelf (flat) (1mL x 0.3mD)	4
	Square meeting table (0.7m X 0.7m x 0.75mH)	1
	Black leather chair	3
	Longarmed spotlight w/. 13W LED lamp (yellow)	5
	7W LED downlight	1
	500w Square pin power socket	1

FILE PATH - \$FILES\$



NOTES UNLESS OTHERWISE SPECIFIED ALL DIMENSIONS ARE IN MM.

.....
.....
.....

REVISION
10-06-2009
23-07-2009
23-01-2010
27-05-2015
06-05-2019
31-12-2021

DATE: 06-05-2019
SCALE: 1 : 50 (A3)
DRAWN BY: ..
CHECKED BY:

TITLE
Premium Booth
WJ-C-15
R Corner

PROJECT
PREMIUM BOOTH
3m x 5m
R-corner
DATE: XXXXXXXX

SHEET
WJ-C03a