

Circular 4 Move in/out Arrangement & Use of Vehicle Permit

Special traffic arrangements will be implemented to minimise pressure to traffic caused on the move-in day (1 Sep) and move-out day (6 Sep) of the HKTDC Hong Kong Watch & Clock Fair & Salon de TIME 2025. These measures would be beneficial to both our valued exhibitors as well as the general public. Exhibitors are recommended to pay attention to the details of the new arrangement as below:

All roads of the Hong Kong Convention and Exhibition Centre (HKCEC) will be blocked off for **move-in from 9:00 a.m. on 1 Sep 2025**. The same will apply on the move-out day afternoon, depending on the traffic situation. Control point will be set-up at the entrance, only the following vehicles will be allowed to enter HKCEC:

(A) Vehicle Permit for Lorries / Light Goods Vehicles

e-Vehicle permit will be issued to each exhibitor for entering the loading/unloading area of the HKCEC on the move-in day (1 Sep) and throughout the exhibition period (2-6 Sep). The permit is **only valid for use at the specified dates and times** indicated on the permit.

Under the new arrangement of Hong Kong Convention and Exhibitions Centre (HKCEC), drivers will need to **REGISTER their e-Vehicle permit via the newly launched HKCEC Marshaling App named "Go HKCEC" before entering HKCEC loading area**. Drivers have to download the newly launched "Go HKCEC" App to their mobile phones before accessing the loading area of HKCEC. After completion of the registration, drivers can scan QR code on the e-vehicle permits issued by the organiser via the App and obtain a 'ticket' and Entry QR code to enter loading area of HKCEC.







Each e-Vehicle permit is for one-time access on the designated date only (i.e., one QR Code for one entry only) and will be invalid after the exact date of entry. Only by showing the QR code on the e-vehicle permit by phone/tablet or in printed version will NOT be allowed for entry, the **e-Vehicle permit is ONLY FOR REGISTRATION PURPOSE VIA THE APP**. Once the driver has successfully registered on the app, an in-App Notification will be sent to driver when his loading is ready for the truck with an Entry QR Code.

- **HKCEC Marshaling App "Go HKCEC"**

To safeguard smooth traffic around HKCEC and to minimize the waiting time of truck, HKCEC has launched a new App called "Go HKCEC". Through this App, lorries / light goods vehicles can obtain queuing ticket, check-in at designated locations and obtain QR code for accessing the HKCEC loading area.

ALL lorries / light goods vehicles that needs to access the HKCEC loading area MUST obtain a ticket via this App before entering HKCEC.

- Download "Go HKCEC" App from the [App Store](#), [Google Play](#), or via [APK file](#)

Apple Store	Google Play	APK File (Huawei / Xiaomi / VIVO)
		
		



Move-in /out Arrangement

1. Move-in Day 1-Sep: **Offsite Mode: GF**
2. Move-Out Day 6-Sep: **Offsite Mode: GF**

Types of Offsite Mode

Please look for remarks under "Time of Entry" on vehicle pass

Offsite Mode

- When the Time of Entry starts with (GF), it represents vehicle is required to reach Offsite Marshalling in restricted area before driving to HKCEC.
- The vehicle status will be changed to Go to restricted area. Click
- "Go to restricted area".
- Drive to HKCEC with the Entry QR Code shown on the App



• "Go HKCEC" User Guide Video

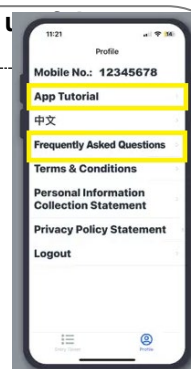
- <https://www.youtube.com/watch?v=brVUg74pakI>



"Go HKCEC" Hotline: 2582 7130

• Browse App tutorial and other information on the App

- Click "Profile"
- Click "App Tutorial" and "Frequently Asked Questions"



The e-Vehicle permit is for loading and unloading only. No Parking is allowed. Maximum time limit is **45 minutes**. Private vehicles are not permitted to enter the loading area. Vehicles will be given a ticket with the clock-in time when entering the HKCEC loading/unloading area. With an aim of alleviating the traffic congestion due to a high usage of loading/unloading facilities, the free-of-charge loading/unloading time during the fair period is limited to 1st 45-minutes.

The HKCEC will impose charges on vehicles with extended stay on 1 and 6 Sep.

The charges are as follows:

	Every 30 mins (or part thereof)
First 45-mins (after clock in)	Free
First 2 hours after 45 mins	HK\$100
After 2 hours & 45 mins	HK\$150
Each lost ticket	HK\$500

Payment (if any) will be collected at the exit control booth with official receipt. Please note that vehicle permits are not suitable for parking purpose, and is not valid for private cars. The Expo Drive Hall loading area admits vehicles of 2.2m or below only.

(B) Private Car / Taxi

Private cars and taxis will be allowed to enter into the HKCEC at the discretion of the traffic control attendants during the move-in and move-out periods. No waiting or parking at the HKCEC is allowed. Private cars and taxis entering HKCEC will NOT be required to present any Vehicle Permit nor report to the vehicle marshalling area. However, drivers can only unload their goods at the Expo Drive / Harbour Road Entrance of the HKCEC.

The above measure has been implemented in a number of exhibitions and was proven to be effective in alleviating the traffic congestion. Please contact the Organiser for any further enquiries. Thank you for your understanding and cooperation

Remarks: According to the traffic conditions, we may implement traffic diversions at the vicinity of HKCEC or other traffic arrangement on the move-in and move-out day.

通告 4 進館、撤館之交通安排及車輛許可證之使用須知

多謝各位參加香港貿發局香港鐘表展以及國際名表薈萃2025，本局將於上述展覽會之進館日（即9月1日）及撤館日（即9月6日）實行特別交通安排，以舒緩其引起之交通擠塞及為各參展商及公眾人士帶來更大的方便。請留意以下詳情：

香港會議展覽中心的所有道路將於進館日由上午9時起實施車輛進入管制。相同安排將於撤館日視乎交通情況實施。以下車輛則可安排進入會展範圍：

(一) 貨車 / 輕型客貨車 車輛許可證

每家參展商均會獲發一張**電子車證**，方便於展品進場日(即 2025 年 9 月 1 日)及展覽期間(2025 年 9 月 2 日至 6 日)進入香港會議展覽中心之裝卸區。此證只適用於許可證上指定之日期及時間。

根據香港會議展覽中心的最新安排，所有貨車/輕型貨車進入卸貨區前，司機須先下載「會展快運易」手機應用程式並完成簡單登記，司機透過此手機應用程式掃描由主辦單位發出**電子版車輛通行證**上的二維碼，取得籌號及進場二維碼後，方可進入香港會議展覽中心之裝卸區。

參展商獲發的**車輛許可證**只適用於手機應用程式「會展快運易」上之登記用途，單憑出示電子車證上的二維碼 (QR Code) **並不能直接入場**。各張電子版車輛通行證只限於指定日期使用一次*，逾期無效。(*如該張電子車輛通行證已於指定日子使用一次進入卸貨區，即二維碼已被掃描一次，承建商或貨運代理將不能於當天再次使用同一張電子版車輛通行證進入卸貨區。) 登記成功後，即可根據手機應用程式上的提示及入場二維碼前往香港會議展覽中心。







• 「會展快運易」手機應用程式

展覽期間為了保持香港會議展覽中心週邊交通暢通，香港會議展覽中心推出全新手機應用程式「會展快運易」(Go HKCEC) 以節省貨車/輕型客貨車的等候時間。透過此應用程式，活動相關車輛可領取排隊籌號、按指示到指定地點打卡及獲取入場二維碼，再前往香港會議展覽中心。



所有需要進入會展中心一期或二期裝卸區的活動相關車輛，於進入香港會議展覽中心裝卸區前，必須透過「會展快運易」手機應用程式領取排隊籌號。

• 請於 [App Store](#)、[Google Play 商店](#) 或 [APK 檔案](#) 下載「會展快運易」手機應用程式。

Apple Store	Google Play	APK 檔案 (Huawei / Xiaomi / VIVO)
		
		

進場/撤館程序


1. 進館日 9月1日: **禁區打卡模式 (GF Mode)**
2. 撤館日 9月6日: **禁區打卡模式 (GF Mode)**

入場模式

請留意許可證上「進場時段」的標示

禁區打卡模式

- 送貨車輛許可證上的進場時段上看到括號中出現「GF」，代表此時段屬於禁區模式，亦代表前往會展中心前需要先駛到禁區外打卡。
- 在「我的入場證」頁面中，被叫許可證上出現「請往禁區外面」的狀態更新。此時請按「請往禁區外面」。
- 前往會展並使用手機應用程式上之進場二維碼入場



Download "Go HKTDC" mobile app for entry QR code
下載「會展快運易」手機應用程式以獲取入場二維碼

電子車證樣本(僅供參考)

「會展快運易」教學影片

- <https://www.youtube.com/watch?v=zkuU3qEP7isA>



「會展快運易」熱線: 2582 7130

~於「會展快運易」手機應用程式上瀏覽使用教學及其他詳細資訊

- 點擊「帳戶」
- 選擇「使用教學」及「常見問題」



電子車輛許可證只供上落貨之用，時限為 **45 分鐘**。嚴禁泊車。私家車不可駛入卸貨區。當車輛進入會展貨物起卸區時，司機會收到一張印上進場時間的計時咭。為有效舒緩當日貨物起卸區交通緊張的情況，免費上落貨限時為 **45 分鐘**。香港會議展覽中心將於 **9月1及6日** 實施進場車輛使用時間收費計劃。有關收費如下：

車輛進場後首四十五分鐘

其後兩小時內

超過兩小時及四十五分鐘

遺失進場計時卡(每張/每日):

每半小時收費(或不足半小時)

免費

港幣 100 元

港幣 150 元

港幣 500 元

繳交費用(如適用)將於出口管制處辦理，並同時發還收據。許可證並非泊車證，亦不適用於私家車。博覽道展館之裝卸區只適用於 2.2 米或以下車輛進入。

(二) 私家車 / 的士進場程序

於進館及撤館期間將酌情准許的士及私家車駛入會展中心範圍，但不得停留或候客。進入會展中心之私家車及的士不需要持有車輛許可證或到車輛等候處報到，唯所有私家車及的士只能於會展中心博覽道 / 港灣道正門進行落貨。司機於落貨後必須盡快離開會展中心，不得停留或候客。

以上的安排已在早前的數個展覽會實施，並能有效地紓緩當日的交通情況。如有查詢，請與主辦機構聯絡。多謝各參展商之諒解及合作。

註：於進場及撤場當日，大會將視乎灣仔北及周邊一帶之交通情況，酌情採取改道措施或其他交通管制

HKTDC Hong Kong Watch & Clock Fair 2025

Salon de TIME 2025

香港貿發局香港鐘表展 2025

國際名表薈萃 2025

(2 - 6 / 9/ 2025)

Restricted Area – Offsite Geofence Mode 禁區外到處

Checkpoint Location: East Wan Chai Temporary Promenade, West Tamar Park, South Gloucester Road

